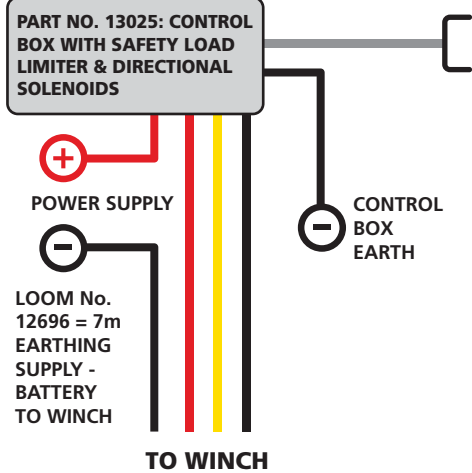


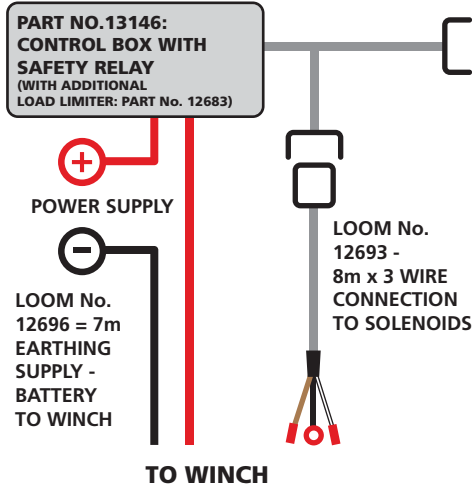
PRE-WIRED CONTROL OPTIONS FOR VEHICLE WINCH SYSTEMS

SAVE HOURS OF FITTING TIME WITH FULLY SLEEVED, READY TO INSTALL WIRING LOOMS IN FLEXIBLE CONDUIT WITH PRE-WIRED MALE / FEMALE CONNECTORS, PLUS SEVERAL OPTIONS ON STOPS, SOCKETS AND WANDERLEADS

WINCHES WITHOUT SOLENOIDS

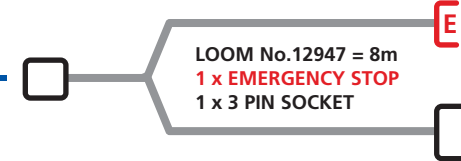
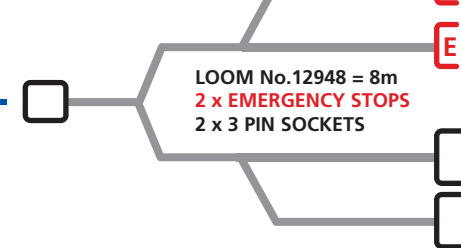


WINCHES WITH SOLENOIDS

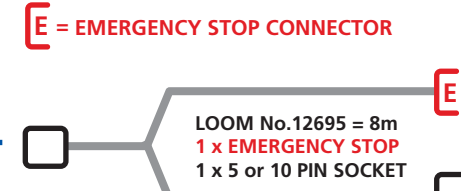
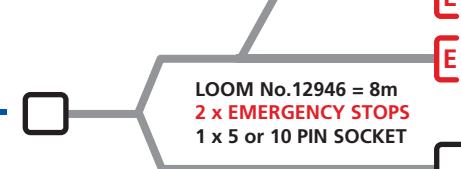


OPTIONS: PRE-WIRED LOOMS WITH CONNECTORS


3 PIN OPTIONS



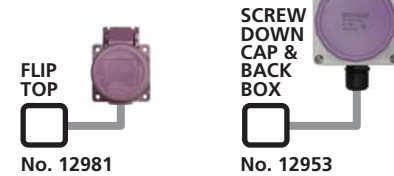
5 OR 10 PIN OPTIONS (FOR INCLUSION OF TRUE EMERGENCY STOP ON WANDERLEADS)




OPTION EXAMPLES: PRE-WIRED x 0.5m LENGTH TO EMERGENCY STOPS



OPTIONS: PRE-WIRED 0.5m LENGTH TO 3 PIN SOCKETS



OPTIONS: PRE-WIRED 0.5m LENGTH TO 5 OR 10 PIN SOCKETS



OPTION EXAMPLES: VARIABLE LENGTHS PRE-WIRED WANDERLEADS TO PLUGS

